

Scotia Conservative Balanced Portfolio

Class A

April 2024

Reasons for investing

- Convenient access to a mix of Scotia Funds that are diversified by asset class, sector and geographic region
- Rigorous portfolio construction process provides an optimal level of risk and return
- Automatic quarterly rebalancing and a regular asset allocation review allows the portfolio to stay on track

Investment objective

This portfolio aims to provide income with some long-term capital growth through a significant allocation to money market and fixed income investment funds with some exposure to equity investment funds

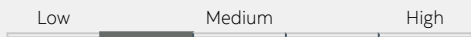
Portfolio Manager

1832 Asset Management L.P. is wholly owned by the Bank of Nova Scotia and forms part of Scotia Global Asset Management®, which manages more than US\$254 billion on a discretionary basis as at December 31, 2023

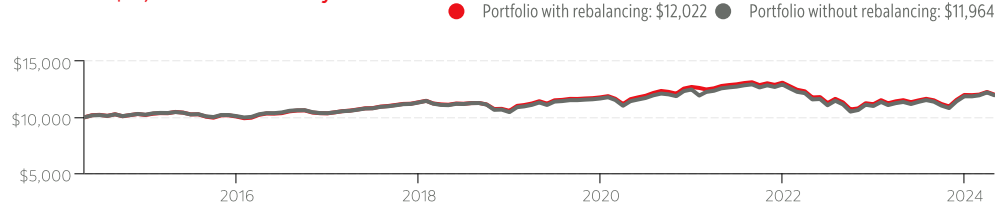
Portfolio facts

Base currency	USD
Inception date	2008-01-22
Management fee (Class A)	1.40%
Sales Charges	Sales charges may apply
Minimum investment	\$5,000
Subsequent investment	\$100
Benchmark	Composite*
Asset Class	Balanced
Portfolio rebalancing	20th day of each quarter end, if required

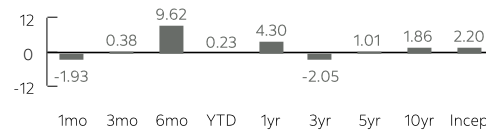
Risk rating



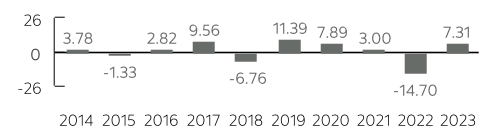
Growth of US\$10,000 over the last 10 years




Annualized compound return %[^]



Calendar year return %[^]



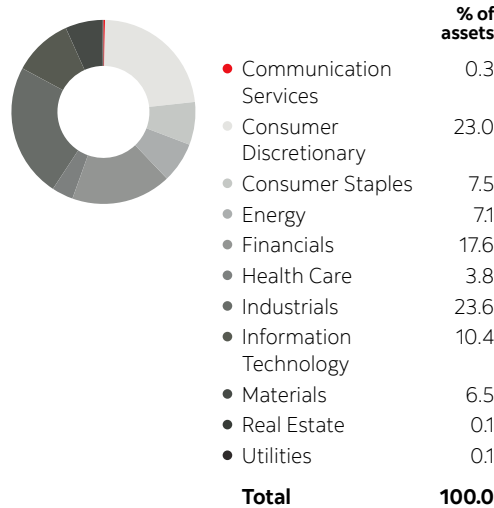
Asset allocation



Fund allocation

	% of assets
Cash	
Scotia Money Market Fund	5.0
Income	
Scotia US Dollar Bond Fund	65.0
Growth	
Scotia Global Equity Fund	22.0
Scotia US Equity Fund	6.0
Scotia Canadian Equity Fund	2.0
Total	100.0

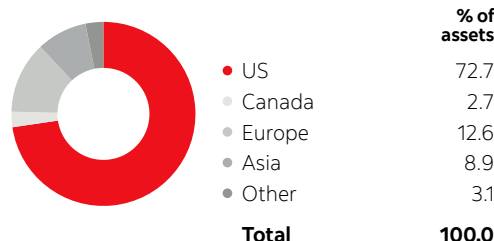
Sector allocation



Top 10 holdings

	Maturity date	% of assets
Security		
PIMCO TR Bond Fund		65.0
TECHTRONIC INDUSTRIES CO LTD		3.4
TOPDANMARK A/S		2.3
KUEHNE NAGEL INTL AG REG		2.3
SAMSUNG ELECTRONICS CO LTD		2.3
WALMART DE MEXICO SAB DE CV		2.3
ROSS STORES INC		1.8
NEXON CO LTD		1.5
REPSOL SA		1.1
ANGLO AMERICAN PLC		0.9
Total of Top 10 Holdings		82.8

Geographic allocation



Portfolio holdings

Total number of equity holdings	107
Total number of bond holdings	35
Total number of portfolio holdings	142

^ All returns are net of management fees and fund expenses, expressed as a percentage and are based on Class A assets. Returns for periods less than one year are not annualized. The performance data provided is not intended to reflect future value of any mutual fund or returns on investment in any mutual fund. Net Asset Value, Fund Assets and Annualized % return data is as at April 30, 2024.

Net Asset Value information of the Scotia Funds™ (previously known as Scotiabank Mutual Funds) can be found on Bloomberg, in the equities section, and on the Cayman Islands Stock Exchange (CSX), website www.csx.ky under "Scotiabank". A receipt in respect of each one of the funds in this model portfolio "the securities" offered in the prospectus has been issued by the Securities and Exchange Commission of Trinidad and Tobago. Scotia Global Asset Management™ is the brand name under which The Scotiabank Group of Companies, including Scotiabank & Trust (Cayman) LTD. and Scotia Investments Jamaica Limited, markets and distributes Scotia Funds™.

®Registered trademark of The Bank of Nova Scotia, used under license.

All returns are net of management fees and fund expenses, expressed as a percentage and are based on Class A assets. Returns for periods less than one year are not annualized. The performance data provided is not intended to reflect future value of any mutual fund or returns on investment in any mutual fund. Net Asset Value, Fund Assets and Annualized % return data is as at April 30, 2024.

*The benchmark is a composite based on an assumed asset mix of 5% ICE BofAML 0-3 Month U.S. Treasury Bill Index, 65% Bloomberg Barclays U.S. Aggregate Bond Index, 22% MSCI All Country World Index, 6% S&P 500 Index and 2% S&P/TSX Composite Index.

The management fee is based on an assumed asset mix of 5% Scotia Money Market Fund, 65% Scotia US Dollar Bond Fund, 22% Scotia Global Equity Fund, 6% Scotia US Equity Fund and 2% Scotia Canadian Equity Fund.

Portfolio holdings data is as at April 30, 2024.

Important information concerning the investment goals, risks, charges and expenses of investing in mutual funds is contained in the relevant prospectus. Investors should carefully consider these before investing. Copies of the prospectus for each one of the funds in this model portfolio are available from the financial institution where you are buying the mutual fund and should be read before investing. Commissions, management fees and expenses all may be associated with mutual fund investments. Mutual Funds are not guaranteed or covered by your local Deposit Insurance Corporation, other government deposit insurer, The Bank of Nova Scotia, or its subsidiaries/affiliates, their values change frequently, and you may not get back the original amount you invested. This is for informational purposes only and is subject to change without notice. Always consult your professional tax and legal advisors with respect to your particular circumstances. Nothing herein is intended to constitute an offer or solicitation to transact business for products or services in any jurisdiction where such an offer or solicitation would be unlawful. This does not constitute an invitation to purchase or sell shares of the Funds. Past performance should not be treated as an indicator of future performance. The performance data provided assumes reinvestment of distributions and does not take into account sales charges or management fees, redemptions, distributions or taxes which would have reduced returns. The calculation of total cumulative returns assumes the reinvestment of all interest income at the share price immediately after the distribution of interest income. Performance is subject to variations and is likely to change over time.